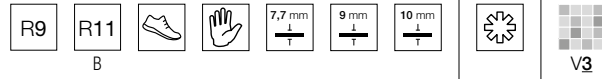


# H24

Gres Porcellanato Colorato In Massa . Porcelain Stoneware Coloured In Body  
Grès Cérame Coloré Dans La Masse . Durchgefärbtes Feinsteinzeug

## TECH INFO



## SIZES

**90x90**  
36"x36"



**61,5x61,5**  
24"x24"



**61x61**  
24"x24"



**45,5x45,5**  
18"x18"



**35,8x35,8**  
14"x14"



**30,8x61,5**  
12"x24"



**30,4x61**  
12"x24"



## SURFACES

**Naturale** . Natural . Naturel . Natur

30,8x61,5 (White, Grey, Black, Moka)

35,8x35,8 (White, Grey, Black, Moka)

45,5x45,5 (White, Grey, Black, Moka)

61,5x61,5 (White, Grey, Black, Moka)

**Sabbiato** . Sandy . Antidérapant . Rau

45,5x45,5 (White, Grey)

61,5x61,5 (White, Grey)

**Rettificato** . Rectified . Rectifié . Rektifiziert

30,4x61 (White, Grey, Black, Moka)

61x61 (White, Grey, Black, Moka)

90x90 (White, Grey, Black, Moka)



WALL . RIVESTIMENTO PAG.286

**Bicottura** . Double firing . Bicuison . Zweimalbrand



**20x50**  
8"x20"



Per maggiori informazioni sulle Certificazioni pag. 331  
Pour plus d'informations sur les certifications, se référer à pag. 331

WHITE

GREY

BLACK

MOKA





PAVIMENTO.FLOOR  
H24 WHITE  
90x90 • 36"x36" RETT.

RIVESTIMENTO.WALL TILE  
H24 WHITE WALL TILES  
20x50 • 8"x20"  
H24 MOSAICO 81 PZ (3X3) WHITE  
30,2x30,2 • 12"x12"



H24 BLACK 90x90 • 36"x36" RETT.



H24 MOKA 90x90 • 36"x36" RETT.

# H24



GRES PORCELLANATO COLORATO IN MASSA . PORCELAIN STONEWARE COLOURED IN BODY

GRÈS CÉRAME COLORÉ DANS LA MASSE . DURCHGEFÄRBTES FEINSTEINZEUG

Naturale . Natural . Naturel . Natur • **Sabbiato** . Sandy . Antidérapant . Rau • **Rettificato** . Rectified . Rectifié . Rektifiziert



## H24 WHITE

30,4x61 . 12"x24"	RETTIFICATO	28,70	R9	9 mm
30,8x61,5 . 12"x24"	NATURALE	24,07	R9	9 mm
35,8x35,8 . 14"x14"	NATURALE	16,98	R9	7,7 mm
45,5x45,5 . 18"x18"	NATURALE	21,60	R9	9 mm
45,5x45,5 . 18"x18"	SABBIATO	23,15	R11 B	9 mm
61,5x61,5 . 24"x24"	NATURALE	27,78	R9	10 mm
61,5x61,5 . 24"x24"	SABBIATO	29,32	R11 B	10 mm
61x61 . 24"x24"	RETTIFICATO	32,41	R9	10 mm
90x90 . 36"x36"	RETTIFICATO	47,84	R9	10 mm



## H24 GREY

30,4x61 . 12"x24"	RETTIFICATO	28,70	R9	9 mm
30,8x61,5 . 12"x24"	NATURALE	24,07	R9	9 mm
35,8x35,8 . 14"x14"	NATURALE	16,98	R9	7,7 mm
45,5x45,5 . 18"x18"	NATURALE	21,60	R9	9 mm
45,5x45,5 . 18"x18"	SABBIATO	23,15	R11 B	9 mm
61,5x61,5 . 24"x24"	NATURALE	27,78	R9	10 mm
61,5x61,5 . 24"x24"	SABBIATO	29,32	R11 B	10 mm
61x61 . 24"x24"	RETTIFICATO	32,41	R9	10 mm
90x90 . 36"x36"	RETTIFICATO	47,84	R9	10 mm



## H24 BLACK

30,4x61 . 12"x24"	RETTIFICATO	28,70	R9	9 mm
30,8x61,5 . 12"x24"	NATURALE	24,07	R9	9 mm
35,8x35,8 . 14"x14"	NATURALE	16,98	R9	7,7 mm
45,5x45,5 . 18"x18"	NATURALE	21,60	R9	9 mm
61,5x61,5 . 24"x24"	NATURALE	27,78	R9	10 mm
61x61 . 24"x24"	RETTIFICATO	32,41	R9	10 mm
90x90 . 36"x36"	RETTIFICATO	47,84	R9	10 mm




## H24 MOKA

30,4x61 . 12"x24"	RETTIFICATO	28,70	R9	9 mm
30,8x61,5 . 12"x24"	NATURALE	24,07	R9	9 mm
35,8x35,8 . 14"x14"	NATURALE	16,98	R9	7,7 mm
45,5x45,5 . 18"x18"	NATURALE	21,60	R9	9 mm
61,5x61,5 . 24"x24"	NATURALE	27,78	R9	10 mm
61x61 . 24"x24"	RETTIFICATO	32,41	R9	10 mm
90x90 . 36"x36"	RETTIFICATO	47,84	R9	10 mm




H24 GREY 61,5x61,5 • 24"x24"


### Decori - Decors - Decors - Dekore



**MOSAICO 36 PZ. (5x5)**   
30,2x30,2 . 12"x12"

GREY	12,04
WHITE	12,04
BLACK	12,04
MOKA	12,04



**MOSAICO 81 PZ. (3x3)**   
30,2x30,2 . 12"x12"

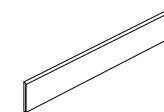
GREY	13,58
WHITE	13,58
BLACK	13,58
MOKA	13,58



**MOSAICO ASIMMETRICO 18 PZ.**   
30,2x30,2 . 12"x12"

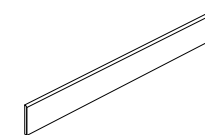
GREY	13,27
WHITE	13,27
BLACK	13,27
MOKA	13,27

### Pezzi speciali - Trims - Pièces spéciales - Formstücke



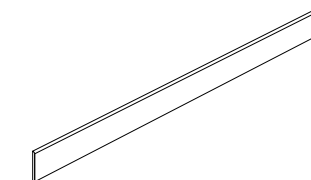
**BATTISCOPE**   
7,5x45,5 . 3"x18"

WHITE	4,48
GREY	4,48
BLACK	4,48
MOKA	4,48



**BATTISCOPE**   
7,5x61,5 . 3"x24"

WHITE	6,48
GREY	6,48
BLACK	6,48
MOKA	6,48



**BATTISCOPE**   
7,5x90 . 3"x36"

WHITE Rett.	11,11
GREY Rett.	11,11
BLACK Rett.	11,11
MOKA Rett.	11,11



Nei formati rettangolari si consiglia la posa sfalsata irregolare del prodotto onde evitare problemi di planarità.

For the rectangular sizes is it advisable to stagger the product irregularly when laying it to avoid problems in flatness.

Pour les formates rectangulaire nous vous conseillons d'adopter la pose irrégulière à joints décalés pour le produit a fin d'éviter tout problème de planéité.

Für die Rechteckig Formate empfehlen wir die unregelmäßige versetzte Verlegung dieser Fliese, um Probleme mit der Ebenfähigkeit zu vermeiden.