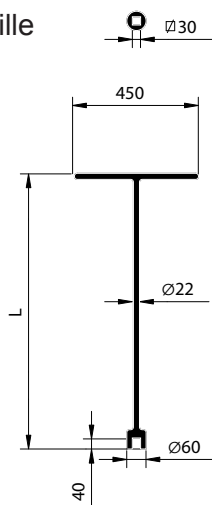


CLE À BEQUILLE, TIGE DE RALLONGE ET VOLANT DE MANOEUVRE

Clé à béquille

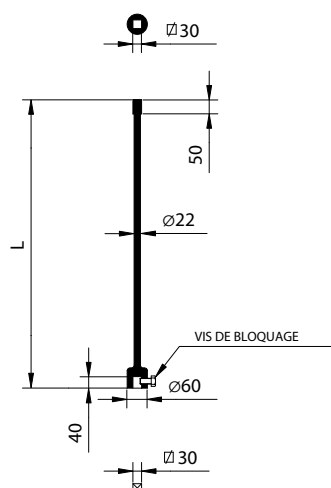


| Code article | L | Masse |
|--------------|------|-------|
| | m | Kg |
| 6703 | 1,00 | 5,0 |
| 6695 | 1,25 | 5,8 |
| 6704 | 1,50 | 6,7 |
| 6702 | 1,75 | 7,3 |
| 6705 | 2,00 | 8,0 |
| 6706 | 2,50 | 9,8 |
| | 2,75 | 12,0 |

Matière : acier ou fonte**

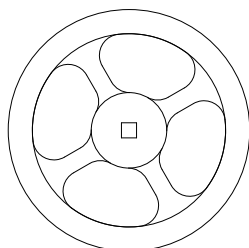
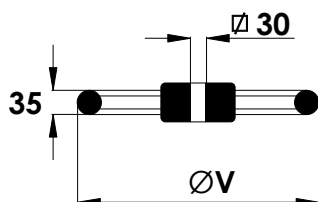
⇒ autre longueur, nous consulter

Tige de rallonge



| Code article | L | Masse |
|--------------|--------|-------|
| | m | Kg |
| 6791 | 0,30** | 2,0 |
| 6792 | 0,50** | 2,8 |
| 6803 | 0,60 | 3,0 |
| 6805 | 1,00 | 4,0 |
| 6808 | 1,25 | 4,6 |
| 6796 | 1,50 | 5,3 |
| 6789 | 2,00 | 9,0 |
| 6785 | 3,00 | 10,8 |

Volant de manoeuvre



| Code article | V | DN R.V.* | Masse |
|--------------|-----|----------|-------|
| | mm | | Kg |
| 6870 | 200 | 40/50 | 3,0 |
| 6871 | 250 | 60/80 | 4,5 |
| 6872 | 300 | 100/125 | 6,0 |

| Matière | Revêtement |
|----------|----------------|
| Fonte GL | Peinture noire |